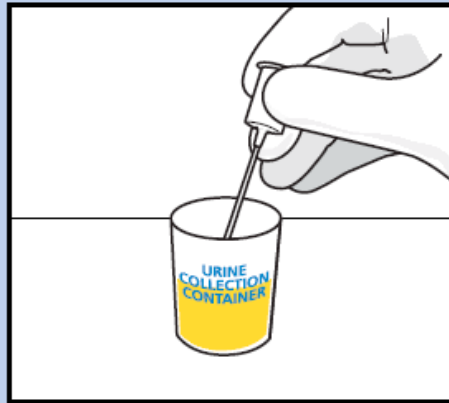


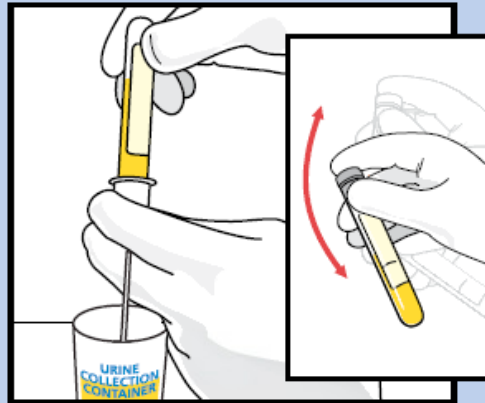
# How to transfer urine from a sterile container to vacutainer tube.

Send vacutainer ambient or refrigerated to the lab

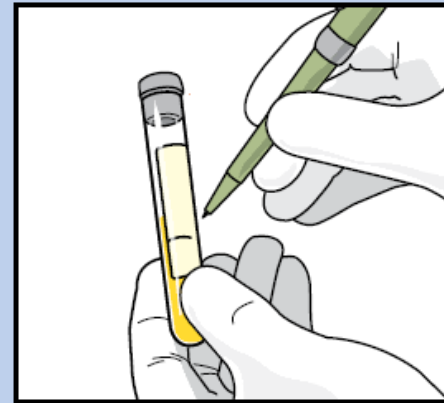
## C&S Tube Only



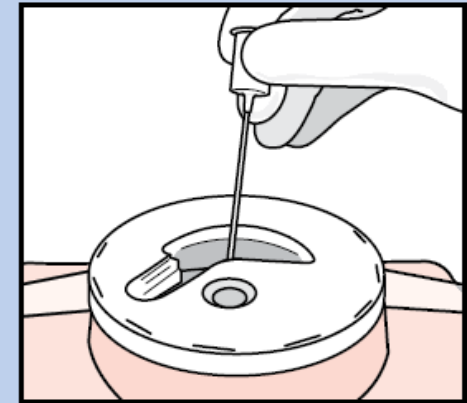
1. Submerge tip of transfer straw in specimen.



2. • Push C&S Preservative Tube (gray top) into the transfer straw all the way.
- Hold in position until flow stops.
  - Remove tube, leaving transfer straw in specimen container.
  - Shake tube vigorously.



3. Label filled tube with patient's name, the date/time of specimen collection and any other data required by your institution.



4. Dispose of transfer straw in sharps collector.