

Aptima® unisex swab kit

Female collection procedure guide

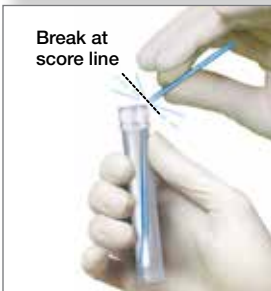
Collection for endocervical swab specimens



Use cleaning swab (white shaft swab with red printing) to remove excess mucus from cervical os and surrounding mucosa. Discard this swab.



Insert collection swab (blue shaft swab with green printing) into endocervical canal. Gently rotate swab clockwise for 10 to 30 seconds to help ensure adequate sampling. Withdraw swab carefully; avoid any contact with vaginal mucosa.



While holding swab in hand, unscrew the tube cap. Do not spill tube contents. **If the tube contents are spilled, discard and replace with a new Aptima unisex swab transport tube.** Carefully break the swab shaft at the score line against the side of the tube. Discard top portion of swab shaft.



Re-cap swab specimen transport tube tightly.

Swab specimen collection guide for:

- *Chlamydia trachomatis* (CT)
- *Neisseria gonorrhoeae* (GC)
- *Trichomonas vaginalis* (TV)

Specimen Transport and Storage

- After collection, transport and store swab in unisex specimen transport tube between 2°C to 30°C until tested.
- Specimens must be assayed with the Aptima assay for CT, GC and /or TV within 60 days of collection.
- If longer storage is needed, freeze between -20°C to -70°C for up to 12 months after collection in the Aptima assay for CT and/or GC. For the Aptima assay for TV, freeze at < -20°C for up to 12 months.

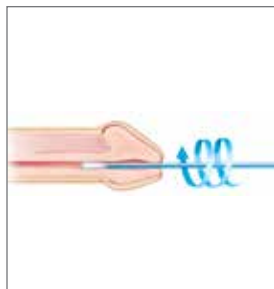


Aptima[®] unisex swab device

Male collection procedure guide

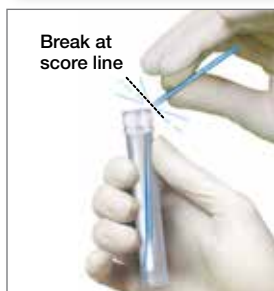
Collection for male urethral swab specimens

Patient should not have urinated for at least 1 hour prior to specimen collection.



Discard cleaning swab (white shaft with red print on label). The cleaning swab is NOT needed for male specimen collection.

Insert specimen collection swab (blue shaft swab with green printing) 2 cm to 4 cm into urethra. Gently rotate swab clockwise for 2 to 3 seconds in urethra to help ensure adequate sampling. Withdraw swab carefully.



While holding swab in hand, unscrew tube cap. Do not spill tube contents. **If tube contents are spilled, discard and replace with a new Aptima unisex swab transport tube.** Carefully break the swab shaft at the score line against the side of the tube. Discard top portion of swab shaft.



Re-cap swab specimen transport tube tightly.

Swab specimen collection guide for:

- *Chlamydia trachomatis* (CT)
- *Neisseria gonorrhoeae* (GC)

Specimen Transport and Storage

- After collection, transport and store swab in unisex specimen transport tube between 2°C to 30°C until tested.
- Specimens must be assayed with the Aptima assay for CT and/or GC within 60 days of collection.
- If longer storage is needed, freeze between -20°C to -70°C for up to 12 months after collection.

Hologic provides this collection procedure guide as a general informational tool only; it is not an affirmative instruction or guarantee of performance. It is the sole responsibility of the laboratory to read and understand the appropriate package insert and comply with applicable local, state and federal rules and regulations.

hologic.com | info@hologic.com | +1.781.999.7300

